

American Legion Riders Department of California (ALRDOC) Uniform Manual

AMERICAN LEGION RIDERS DEPARTMENT OF CALIFORNIA UNIFORM MANUAL

Established by State Convention Resolution --- ALRDOC 2015---09, 04/19/2015



REVISION: 23APR2025

DISCLAIMER

All resources and documents found on www.alrdoc.org comply with the American Legion Riders Department of California Constitution and By---Laws. These forms may not comply with the Constitution and By---Laws of other American Legion Riders Departments and should not be used without consulting your Department Judge Advocate first.

TABLE OF CONTENTS

INTRODUCTION

SECTION I: Headgear

- § 1. Authorized Headgear
- § 2. Authorized Headgear for Auxiliary Members
- § 3. Headgear for Alternates
- § 4. Authorized Headgear for ALRDOC Elected and Appointed Officers
- § 5. Chapter Elected Headgear
- § 6. Wearing of Patches, Pins, or Items on Headgear

SECTION II: Vest / Jacket

- § 1. Wearing of a Vest / Jacket
- § 2. Back Designated Uniform Area of the Vest / Jacket
 - § 2 (a). Vest / Jacket with Additional Back Panel
 - § 2 (b). Vest with Laced Sides
- § 3. Front Designated Uniform Area of the Vest / Jacket
 - § 3 (a). American Flag Patch
 - § 3 (b). Prisoner of War (POW) Missing in Action (MIA) Patch and / or Killed in Action (KIA) Patch
 - § 3 (c). Charter Member / Chapter Officer and / or Parent Organization Patch
 - § 3 (d). Name Patch
- § 4. Personal Area of the Vest / Jacket
 - § 4 (a). Authorized Patches, Pins, or Items on the Vest / Jacket
 - § 4 (b). Unauthorized Patches, Pins, or Items on the Vest / Jacket
- § 5. Authorized Back Patch for the American Legion Riders Department of California
 - § 5 (a). Top Chapter / District Flare
 - § 5 (b). American Legion Riders Emblem
 - § 5 (c). Bottom Parent Organization Flare

SECTION III: Uniform Compliance

- § 1. Uniform Compliance Date

INTRODUCTION

The American Legion Riders (ALR) is a program of The American Legion and is not a "Motorcycle Club," (MC) and as such, members are representatives of The American Legion. It is required that members dress in a manner that promotes a positive image for The American Legion, particularly when operating in group activities or interacting with the community.

This Uniform Manual is designed to provide clear and definitive information regarding the proper wearing of authorized headgear and a vest and / or jacket by a member of the American Legion Riders Department of California. The standards established in this manual are not intended to limit a member's freedom of speech or to deprive a member of his or her individuality. The standards and expectations in this manual are intended to establish a uniformed appearance throughout the Department of California so that we, the American Legion Riders, will be clearly and easily recognized as an organization that promotes Veterans Affairs & Rehabilitation, National Security, Americanism, and Children & Youth.

At all official American Legion Riders Department of California (ALRDOC) State meetings, when checking in with registration and while seated on the floor all Delegates and Department elected and appointed Officers must wear authorized headgear and a vest or jacket in compliance hereto to be issued credentials.

Any questions regarding American Legion Rider Department of California uniform compliance can be directed to the ALRDOC Sergeant-at-Arms, Department elected and appointed Officers, or members of the Uniform Committee.

Section I. Headgear

§ 1. Authorized Headgear

At all official American Legion Riders Department of California (ALRDOC) State meetings, when checking in with registration and while seated on the floor, all Delegates will wear either the Black American Legion Riders beret, or the official cap of his or her parent organization. Official caps of parent organizations include the American Legion Cap (male or female) and Sons of the American Legion Cap.



§ 2. Authorized Headgear for Auxiliary Members

There is no official parent organization cap or headgear for Auxiliary members. Many Auxiliary members wear the Auxiliary Scotty Cap, Auxiliary Wave---style Hat, or the Auxiliary Bush Hat as an alternative (unofficial) style. Therefore, at all official ALRDOC State meetings, American Legion Rider Delegates who are Auxiliary members at their parent organization must wear the Black American Legion Riders beret.

§ 3. Headgear for Alternates

At all official ALRDOC State meetings, Riders who have been designated as Alternates are not required to wear the Black American Legion Riders beret or the official cap of his or her parent organization unless taking the position of and acting as a Delegate. If an Alternate assumed the duties and becomes (registers as) a Delegate, he or she must wear either the Black American Legion Riders beret, or the official cap of his or her parent organization.

§ 4. Authorized Headgear for ALRDOC Elected and Appointed Officers

Only current ALRDOC elected and appointed Officers are allowed to wear the White American Legion Riders beret. An ALRDOC elected and appointed Officer may wear his or her Black American Legion Rider beret or Chapter elected headgear while at his or her home Chapter unless acting in the capacity of the elected or appointed Officer position. If visiting or conducting business at a location other than his or her home Chapter / Post, an ALRDOC elected or appointed Officer may wear the White American Legion Riders beret.

At all official ALRDOC State meetings, when checking in with registration and while seated on the floor all ALRDOC elected and appointed Officers will wear either the White American Legion Riders beret or the official cap of his or her parent organization. ALRDOC elected and appointed Officers who are Auxiliary members at their parent organization must wear the White American Legion Riders beret.

Assistant Area Vice Directors are authorized to wear the White American Legion Riders beret, only when representing the Area Vice Director and with prior authorization of their Area Vice Director.

Upon election of a new ALRDOC Director, the wear of the ALRDOC White Beret is no longer authorized for wear by the Junior Past Director. The Junior Past Director wear of headgear shall be in accordance with the ALRDOC Uniform Manual.

§ 5. Chapter Elected Headgear

ALR Chapters may elect the option of ball caps or other headgear for chapter meetings and other events. Elected headgear will not contain any wording, image, or item showing support for motorcycle clubs or their support organizations, profanity or representation of lewd, sexual, and violent or other such behavior or subjects.

At all official ALRDOC State meetings, when checking in with registration and while seated on the floor Delegates and ALRDOC elected and appointed Officers may not wear chapter elected headgear. Delegates and ALRDOC elected and appointed Officers may wear alternative or chapter elected headgear only while not on the floor and not while the meeting is in session.

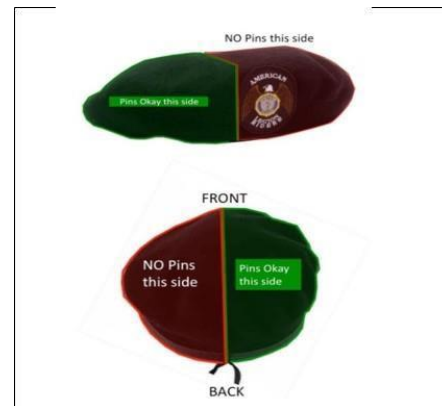
American Legion Riders in attendance at ALRDOC State meetings that are not Delegates or Officers, and are not acting in an official capacity may wear the Black

American Legion Riders beret, the official cap of his or her parent organization, the alternative Auxiliary headgear, or his or her elected chapter headgear as appropriate.

§ 6. Wearing of Patches, Pins, or Items on Headgear

No patches may be attached to or worn on the American Legion Riders beret except the ALR patch on the front as provided by American Legion Emblem Sales as part of the original design. No Velcro™ or other like material may be added or sewn onto the beret to affix patches to the beret.

Pins are authorized and will only be worn on the opposite side from the ALR emblem (right side of beret when worn by the individual).



This area is defined by folding the beret in half (front to back) at the centerline as defined by the string attachment in the headband at the back of the beret.

Pins may show participation in American Legion, American Legion Riders, Sons of the American Legion, or Auxiliary events or program activities. Pins may also reflect other similar patriotic Veterans' activities by themember.

No pin or item showing the belonging to or support of any motorcycle club or its support organizations will be worn on the beret. Motorcycle club is defined as an organization using the term “MC” or “motorcycle club” in its name or as part of its patch or is commonly known as such.

Event pins or Ride pins hosted by an MC (i.e. Toy runs, social events) are not considered showing the belonging to or support of that motorcycle club or its support organization. Support pins are different than Event or Ride Pins. This shows support for the event and not the host MC.

Members will not wear pins or items containing profanity or representing lewd, sexual, and violent or other such behavior or subjects. Determination of appropriate content is at the discretion of ALR Chapter Officers and ALRDOC Officers.

Section II. Vest / Jacket

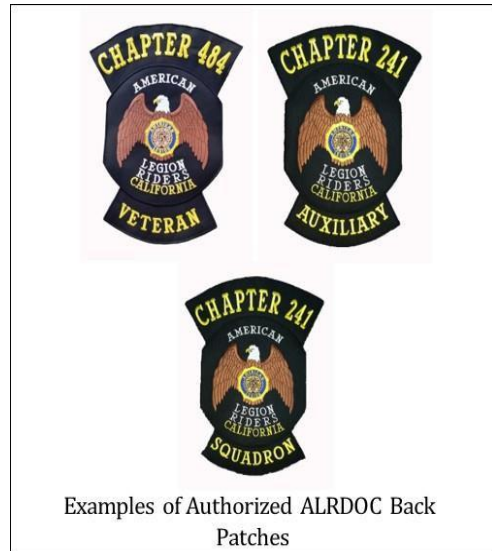
§ 1. Wearing of a Vest / Jacket

For purposes of this manual, a vest is a sleeveless, close-fitting waist-length garment worn over a shirt, typically having no collar and fastening down the front.

For purposes of this manual, a jacket is an outer garment extending either to the waist or the hips, typically having sleeves and a fastening down the front.

The Authorized American Legion Riders back patch will be worn on a vest or jacket to represent affiliation of the member with American Legion Riders. Members having a vest and / or jacket with either the large or small American

Legion Riders patch affixed to the back will comply with the sections of this manual.



Note: Bylaws Article XIV, Section 9: *Members at the time of the first annual convention in Fresno, March 31--April 1, 2007, may continue to wear their existing vests and jackets without change if they do not comply with this ARTICLE except for Sections 3 or 8 or 5 (of bylaws).*

There are too many designs and styles of vests and jackets to address every manufacturer and style. The following information is provided to define areas of the vest or jacket regardless of manufacturer design. The back and front designated uniform areas will only contain patches and items as cited below.

§ 2. Back Designated Uniform Area of the Vest / Jacket

The Back Designated Uniform Area of the vest or jacket is defined as: When fastened and lying flat, the back side of the garment, starting from the uppermost top seam, from left to right across the shoulders extending to the lowest bottom seam, including the back area from left arm seam to right arm seam.

The back of the vest or jacket of a member of the Department of California American

§ 2 (b). Vest with Laced Sides

Legion Riders will bear only the American Legion Riders Emblem as authorized by the Department of California along with the chapter / district flare at the top of the Legion Riders Emblem and the members parent organization flare at the bottom of the Legion Riders Emblem. Factory embroidered and embossed designs as part of the original design of the vest are permitted so long as they comply with the sections of this manual.

If there is no actual left arm or right arm seam, or there is a laced seam, the back designated uniform area is defined as before, including the back area from left side or laced edge to right arm side or laced edge.

§ 2 (a). Vest / Jacket with Additional Back Panel

If the vest or jacket has an additional sewn seam on the back side of the garment (back panel), the back designated uniform area is defined as before, including the back area from left arm seam to right arm seam while lying flat.




§ 3. Front Designated Uniform Area of the Vest / Jacket

The Front Designated Uniform Area of the vest or jacket is defined as: When fastened and lying flat, the front side of the garment starting from the uppermost top seam, from left to right across the shoulders, extending to an area eight inches (8") below.




Note: In accordance with United States Flag Code; § 8. Respect for Flag; (j); *No part of the flag should ever be used as a costume or athletic uniform. However, a flag patch may be affixed to the uniform of military personnel, firemen, policemen, and members of patriotic organizations. The*

flag represents a living country and is itself considered a living thing. Therefore, the lapel flag pin being a replica should be worn on the left lapel near the heart.



The Front Designated Uniform Area of the vest or jacket should have a fifty-star/state United States of America flag patch. If worn, the flag patch must be located high on the left hand side of the vest or jacket (as worn by the individual). The flag must be placed with the top edge of the patch no less than two inches from and no more than four inches from the top left shoulder seam, or at the highest practical location given the manufacturer's style and design.



§ 3 (b). Prisoner of War (POW) Missing in Action (MIA) Patch and/ or Killed in Action (KIA) Patch



§ 3 (a). American Flag Patch

Note: In accordance with United States Flag Code; § 8. Respect for Flag; (g); *The flag should never have placed upon it, nor on any part of it, nor attached to it any mark, insignia, letter, word, figure, design, picture, or drawing of any nature.*

Such American flag must not have any wording or other embellishment on or touching the flag except an appropriate gold or black border on or touching the flag, *unless expressly approved of by the ALR DOC Executive Committee and Uniform Committee.

In the front designated uniform area, a Prisoner of War (POW) Missing in Action (MIA) patch and / or a Killed in Action (KIA) patch are recommended and may be placed high on the right hand side of the vest or jacket as worn by the individual. The top edge of the POW/MIA/KIA patch must be slightly lower than the top edge of United States of America flag patch (approximately ¼ inch). No patch or pin will be worn higher than this patch on the right side of the vest.



On August 10, 1990, the 101st Congress passed U.S. Public Law 101--355, which officially recognized the POW/MIA flag, therefore, if both a POW/MIA and a KIA

patch are worn together, the POW/MIA is to be worn above the KIA patch.



§ 3 (c). Charter Member / Chapter Officer and / or Parent Organization Patch

A Charter Member and / or Chapter Officer patch or tag; and an elongated American Legion Riders Chapter patch each no larger than 1.5”high x 4”wide (Chapter number, District number or Post number), American Legion, Auxiliary, or SAL emblem patch may be worn under, but not adjoining, the American Flag patch.

The only officer patch authorized to be worn in this area is to be specific to the American Legion Riders. Examples of this are Director, Vice Director, Treasurer and Sergeant-at-Arms. Post Officer patches, and Area Commissioner, are allowed, but only in the Personal Area of the vest/jacket.

§ 3 (d). Name Patch

A name patch or nametag (actual or “road name”) and / or a Chapter Officer patch no larger than 1.5”high x 4”wide may be worn on the right side if desired. If worn it must be under, but not adjoining to, the POW/MIA, KIA patch if worn.

The only officer patch authorized to be worn in this area is to be specific to the American Legion Riders. Examples of this are, Director, Vice Director, Treasurer and Sergeant-at-Arms. Post Officer patches, and Area Commissioner, are allowed, but only in the Personal Area of the vest/jacket.



§ 4. Personal Area of the Vest / Jacket

The Personal Area of the vest or jacket is defined as: When fastened and lying flat, the remaining front side of the garment starting immediately below the Front Designated Uniform Area (8 inches down from the top shoulder seam).



§ 4 (a). Authorized Patches, Pins, or Items on the Vest / Jacket

In the Personal Area of the vest or jacket American Legion Riders may wear patches, pins, or items of military branches of service, military units, in memoriam, American Legion Riders Convention, Patriot Guard Riders (PGR), or other patriotic sentiment. Items such as bead ropes, bead chains, and /or braided items

are permitted so long as they are attached to the vest or jacket in the designated personal area. Religious patches, pins, or items, charitable social cause (pink ribbons, autism, etc.) or similar event patches, pins, or items in keeping with the aims and prestige of the American Legion may also be worn in the personal areas as illustrated herein.

Patches, pins, or items of a completely neutral nature including motorcycle make or model, blood type, common rallies, and other events of a similar nature, that express ideals and activities not in conflict with the American Legion Rider mission shall be permitted unless expressly disapproved of by the Uniform Committee and / or DOC Executive Committee.

§ 4 (b). Unauthorized Patches, Pins, or Items on the Vest / Jacket

No personal or group political statement patches may be worn. American Legion Riders will not wear patches, pins, or items containing profanity or representing lewd, sexual, and violent or other such behavior or subjects.

No official military rank patches (from a military uniform, i.e. Rank insignia, chevron patch, or other official uniform rank patch), or unauthorized unit name patches will be worn on the vest or jacket.

No city or state patches, rockers, or half rockers that could be construed as claiming territory will be worn on the vest or jacket. Flags of a US state or territory, or a patch of the state or territory's official seal will be allowed and should be displayed with respect and dignity.

No patch, pin, or item showing the belonging to or support of any motorcycle club or its support organizations will be worn on the vest or jacket. Motorcycle club is defined as an organization using the

term "MC" or "motorcycle club" in its name or as part of its patch or is commonly known as such.

Event or Ride patches, pins, or items hosted by an MC (i.e. Toy runs, social events) are not considered showing the belonging to or support of that motorcycle club or its support organization. Support patches, pins, and items are different than Event or Ride Patches or Pins. This shows support for the event and not the host MC.

Members will not wear patches, pins, or items containing profanity or representing lewd, sexual, and violent or other such behavior or subjects.

Determination of appropriate content is at the discretion of ALR Chapter Officers and ALRDOC Officers.

§ 5. Authorized Back Patch for the American Legion Riders Department of California

The back of the vest or jacket of a member of the Department of California American Legion Riders will bear only the American Legion Riders Emblem as authorized by the Department of California along with the chapter / district flare at the top of the Legion Riders Emblem and the members parent organization flare at the bottom of the Legion Riders Emblem

Note: Bylaws Article XIV, Section 9: *Members at the time of the first annual convention in Fresno, March 31--April 1, 2007, may continue to wear their existing vests and jackets without change if they do not comply with this ARTICLE except for Sections 3 or 8 or 5 (of bylaws).*

The center patch and flares must be obtained through the Quartermaster store in accordance with the agreement between the American Legion Riders

Department of California and the Quartermaster.

flare when the individual rides under the District title.

The center patch and flares obtained from the DOC Quartermaster will remain unmodified. No adornments may be attached to the back patch and/or flares. Each Chapter will designate no more than two persons authorized to order the patch set from the Quartermaster. The authorization will be signed by the Chapter Director and Secretary and communicated to the Quartermaster. The Quartermaster will not fill orders except to designees authorized a Chapter.



A note about American Legion Riders Authorized Back Patch: *The center patch (ALR emblem), the top flare, and the bottom flare are intentionally joined (sewn) together as a one-piece patch. The ALR is a program of The American Legion and is not a "Motorcycle Club," and as such, members are representatives of The American Legion. The Department of California had special permission to make this change from National.*

§ 5 (a). Top Chapter / District Flare

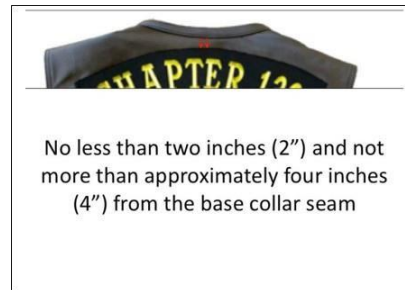
The top flare will designate the respective chapter number or district number that the member belongs to.

A "Chapter" flare is worn when an individual is a member of a Post that has a designated ALR Chapter.

An individual, who was a member when the Legion Riders first started and Chapters may not have been designated or other circumstances, may have a "District"

§ 5 (b). American Legion Riders Emblem

The American Legion Riders emblem will be placed with the chapter / district flare top line no less than two (2") inches and not more than approximately four (4") inches from the base collar seam when the vest is fastened and lying flat.



§ 5 (c). Bottom Parent Organization Flare

The bottom flare designates the member's organization status as follows:

- Legionnaire – "Veteran"
- Auxiliary Unit – "Auxiliary"
- Sons of the American Legion – "Squadron"

(Only one bottom flare may be worn even by dual members).



SECTION III: Uniform Compliance

§ 1. Uniform Compliance Date

Members must comply with these regulations on or before: JUNE 19, 2015.

Failure to comply shall be a basis for action as 'conduct unbecoming' pursuant to the Trial Manual of the ALR DOC.

Chapter Directors, Area Vice Directors and all members of the Uniform Committee and ALR DOC Executive Committee are charged with advising and ensuring member's compliance with these regulations through the elected, and appointed members, herein, or such other persons as expressly appointed thereby.

For Questions, Comments, Additions, and more Information go to ALR DOC

<http://alrdoc.org/home.php>

THE "AMERICAN LEGION RIDERS DEPARTMENT OF CALIFORNIA UNIFORM MANUAL" IS THE OFFICAL STATEMENT OF THE PROPER DISPLAY OF THE AMERICAN LEGION RIDERS BERET AND VEST REGALIA. ALL OF THE AMERICAN LEGION RIDERS DEPARTMENT OF CALIFORNIA MEMBERS MUST; NO LATER THAN JUNE 19, 2015, BRING ALL BERETS AND VESTS AND JACKETS DISPLAYING THE AMERICAN LEGION RIDERS EMBLEM CONTAINING THE AMERICAN LEGION EMBLEM INTO COMPLIANCE WITH THIS UNIFORM MANUAL.

Established by State Convention Resolution --- ALRDOC 2015---09, 04/19/2015



REVISION: 23APR2025